

What should you do?

Proper installation, operation, and maintenance of fuel-burning appliances in the home is the most important factor in reducing the risk of CO poisoning.

Make sure appliances are installed according to the manufacturer's instructions and the local codes. Most appliances should be installed by professionals.

Always follow the appliance manufacturer's directions for safe operation.

Have the heating system (including chimneys and vents) inspected and serviced annually by a trained service technician.

Examine vents and chimneys regularly for improper connections, visible cracks, rust or stains.

Look for problems that could indicate improper appliance operations:

- Decreased hot water supply
- Furnace unable to heat house or runs continuously
- Sooting, especially on appliances and vents
- Unfamiliar, or burning odor
- Increased moisture inside of windows

Operate portable generators outdoors and away from open doors, windows, and vents that could allow CO to come indoors.

In addition, install battery-operated CO alarms or plug-in CO alarms with battery back-up in your home. Every home should have a CO alarm in the hallway near the bedrooms in each separate sleeping area. The CO alarms should be certified to the requirements of the most recent UL, IAS, or CSA standard for CO alarms. Test your CO alarms frequently and replace dead batteries. A CO alarm can provide added protection, but is no substitute for proper installation, use and upkeep of appliances that are potential CO sources.

Symptoms of CO poisoning

The initial symptoms of CO poisoning are similar to the flu (but without the fever) They include:

- Headache
- Fatigue
- Shortness of breath
- Nausea
- Dizziness

If you suspect that you are experiencing CO poisoning, get fresh air immediately. Leave the home and call for assistance from a neighbor's home. You could lose consciousness and die from CO poisoning if you stay in the home.

Get medical attention immediately and inform medical staff that CO poisoning is suspected. Call the Fire Department to determine when it is safe to reenter the home.



To report a dangerous product or a product related injury, call CPSC's hotline at (800) 638-2772 or CPSC teletypewriter at (800) 638-8270.

Consumers can obtain recall information at CPSC's web site at <http://www.cpsc.gov>. Consumers can report product hazards to info@cpsc.gov.

U.S. Consumer Product Safety Commission
Washington, DC 20207

The "Invisible" KILLER

Carbon Monoxide (CO) is the "invisible" killer. Carbon monoxide is a colorless and odorless gas. Every year more than 100 people in the United States die from unintentional exposure to carbon monoxide associated with consumer products.

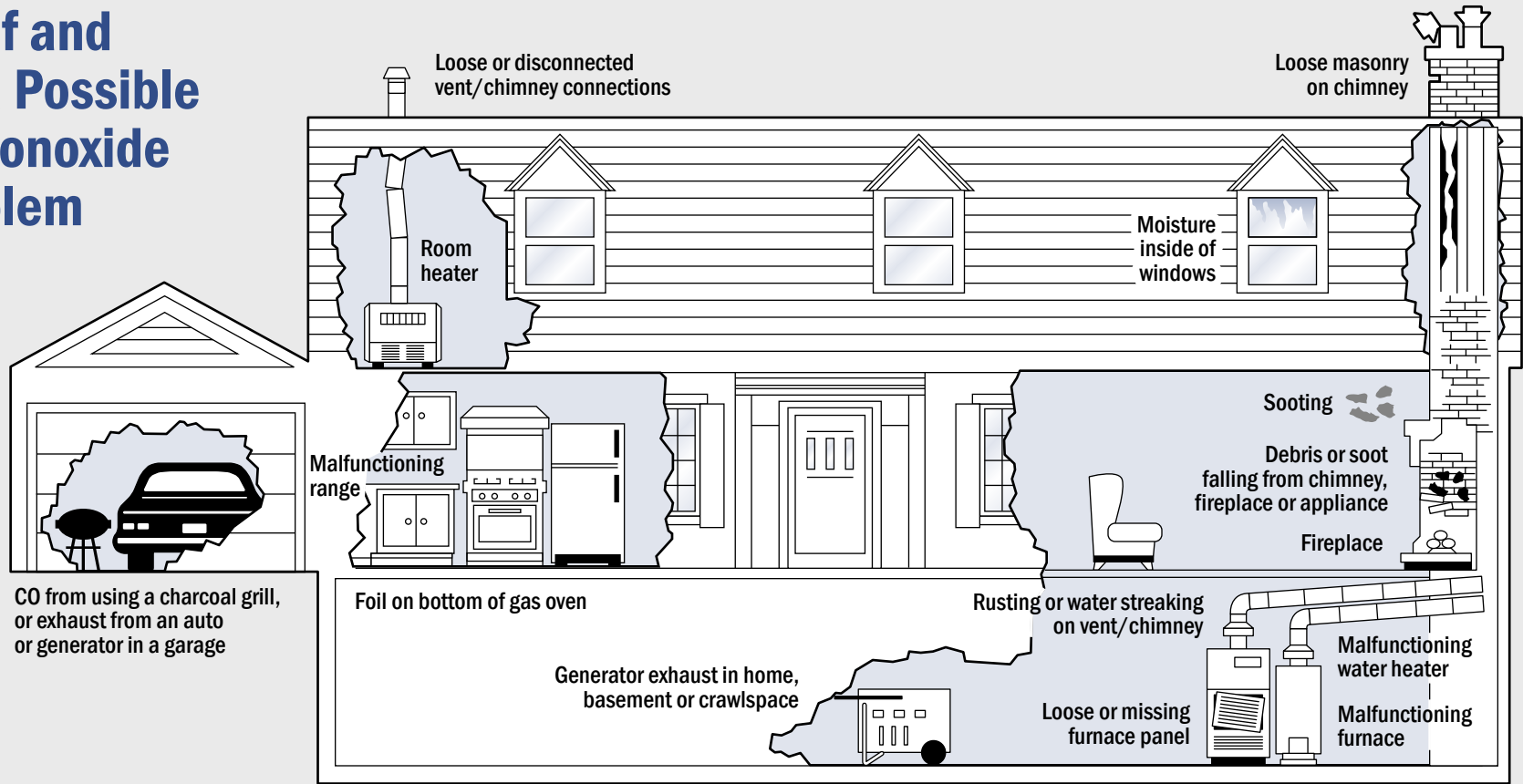
What is carbon monoxide?

Carbon monoxide is produced by burning fuel. Therefore, any fuel-burning appliance in your home is a potential CO source.

When cooking or heating appliances are kept in good working order, they produce little CO. Improperly operating appliances can produce fatal CO concentrations in your home.

Running a car or generator in an attached garage can cause fatal CO poisoning in the home. So can running a generator or burning charcoal in the basement, crawlspace, or living area of the home.

Sources of and Clues to a Possible Carbon Monoxide (CO) Problem



Carbon monoxide clues you can see...

- Rusting or water streaking on vent/chimney
- Loose or missing furnace panel
- Sooting
- Debris or soot falling from chimney, fireplace, or appliances
- Loose or disconnected vent/chimney, fireplace or appliance
- Loose masonry on chimney
- Moisture inside of windows

Carbon monoxide clues you cannot see...

- Internal appliance damage or malfunctioning components

- Improper burner adjustments
- Hidden blockage or damage in chimneys

Only a trained service technician can detect hidden problems and correct these conditions!


- CO poisoning symptoms have been experienced when you are home, but they lessen or disappear when you are away from home.

Warnings...

- Never leave a car running in a garage even with the garage door open.
- Never run a generator in the home, garage, or crawlspace. Opening doors and windows or

- using fans will NOT prevent CO build-up in the home. When running a generator outdoors, keep it away from open windows and doors.
- Never burn charcoal in homes, tents, vehicles, or garages.
- Never install or service combustion appliances without proper knowledge, skills, and tools.
- Never use a gas range, oven, or dryer for heating.
- Never put foil on bottom of a gas oven because it interferes with combustion.
- Never operate an unvented gas-burning appliance in a closed room or in a room in which you are sleeping.

CPSC Carbon Monoxide Safety Tips



Have your home heating systems (including chimneys and vents) inspected and serviced annually by a trained service technician.

Never use portable generators inside homes or garages, even if doors and windows are open. Use generators outside only, far away from the home.



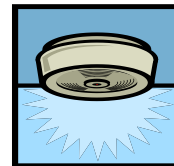
Never bring a charcoal grill into the house for heating or cooking. Do not barbeque in the garage.

Never use a gas range or oven for heating.



Open the fireplace damper before lighting a fire and keep it open until the ashes are cool. An open damper may help prevent build-up of poisonous gases inside the home.

Install battery-operated CO alarms or CO alarms with battery backup in your home outside separate sleeping areas.



Know the symptoms of carbon monoxide poisoning: headache, dizziness, weakness, nausea, vomiting, sleepiness, and confusion.

**If you suspect CO poisoning,
Get outside to fresh air immediately, and then call 911.**